

CAMBRIDGE TECHNOLOGY IN MATHS

Year 11

Quadratics for the ClassPad

CONTENTS

Example: Expanding and collecting like terms	2
Example: Factorising quadratic expression	3
Example: Sketching quadratics in polynomial form	4
Example: The general quadratic formula	5
Calculating iteration using the Classpad	6
Example: Solving simultaneous linear and quadratic equations	8
Example: Determining quadratic rules	9


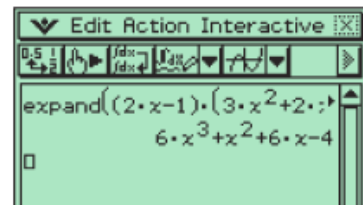
Example: Expanding and collecting like termsExpand $(2x - 1)(3x^2 + 2x + 4)$.**Solution**

$$\begin{aligned}(2x - 1)(3x^2 + 2x + 4) &= 2x(3x^2 + 2x + 4) - 1(3x^2 + 2x + 4) \\ &= 6x^3 + 4x^2 + 8x - 3x^2 - 2x - 4 \\ &= 6x^3 + x^2 + 6x - 4\end{aligned}$$

Using the Casio ClassPad

Enter the expression

$(2x - 1)(3x^2 + 2x + 4)$

into , then highlight and select**Interactive—Transformation—expand.**

Example: Factorising quadratics expressionsFactorise $6x^2 - 13x - 15$.**Solution**

There are several combinations of factors of $6x^2$ and -15 to consider. Only one combination is correct.

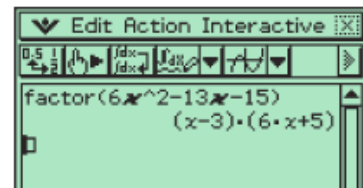
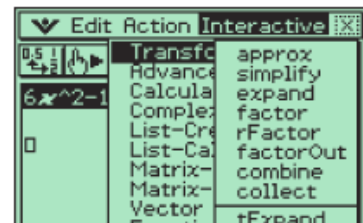
$$\begin{aligned} \therefore \text{Factors of } 6x^2 - 13x - 15 \\ = (6x + 5)(x - 3) \end{aligned}$$

Factors of $6x^2$	Factors of -15	'Cross-products' add to give $-13x$
$6x$	$+5$	$+5x$
x	-3	$-18x$
		$\underline{-13x}$

Using the Casio ClassPad

Enter the expression $6x^2 - 13x - 15$ intoMain , then highlight and select

Interactive—Transformation—factor.



Example: Sketching quadratics in polynomial form

Find the x - and y -axis intercepts and the turning point, and hence sketch the graph of $y = x^2 + x - 12$.

Solution

Step 1 $c = -12$, \therefore y -axis intercept is $(0, -12)$

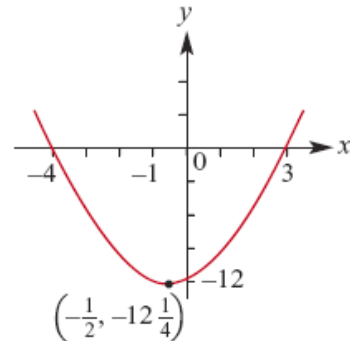
Step 2 Set $y = 0$ and factorise the right-hand side:

$$0 = x^2 + x - 12$$

$$0 = (x + 4)(x - 3)$$

$$\therefore x = -4 \text{ or } x = 3$$

x -axis intercepts are $(-4, 0)$ and $(3, 0)$



Step 3 Due to the symmetry of the parabola, the axis of symmetry will be the line bisecting the two x -axis intercepts.




$$\therefore \text{the axis of symmetry is the line with equation } x = \frac{-4 + 3}{2} = -\frac{1}{2}.$$

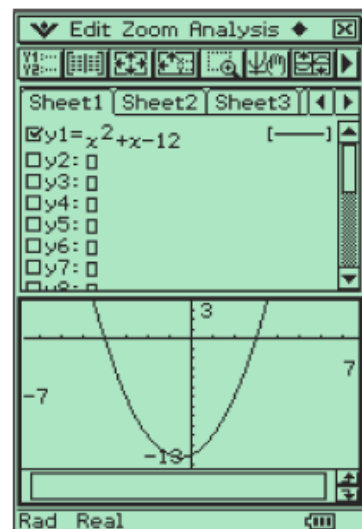
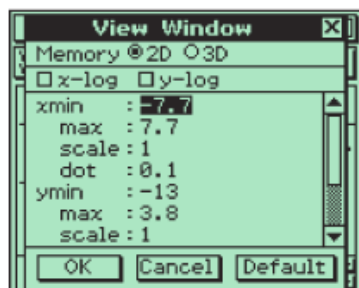
$$\text{When } x = -\frac{1}{2}, y = \left(-\frac{1}{2}\right)^2 + \left(-\frac{1}{2}\right) - 12$$

$$= -12\frac{1}{4}$$

$$\therefore \text{the turning point has coordinates } \left(-\frac{1}{2}, -12\frac{1}{4}\right).$$

Using the Casio ClassPad

To graph the quadratic relation with rule $y = x^2 + x - 12$, enter the rule in the  screen, tick the box and click . It may be necessary to change the view window using .



Original location: Chapter 4 Example 28 (p.113-114)

© Michael Evans, Kay Lipson, Doug Wallace 2009

See www.technologyinmaths.com.au for conditions of use

Example: The general quadratic formula

Solve each of the following equations for x by using the quadratic formula:

a $x^2 - x - 1 = 0$ b $x^2 - 2kx - 3 = 0$

Solution

a $x^2 - x - 1 = 0$

$a = 1, b = -1$ and $c = -1$

The formula gives

$$x = \frac{-(-1) \pm \sqrt{(-1)^2 - 4 \times 1 \times (-1)}}{2 \times 1}$$

$$= \frac{1 \pm \sqrt{5}}{2}$$

b $x^2 - 2kx - 3 = 0$

$a = 1, b = -2k$ and $c = -3$

The formula gives

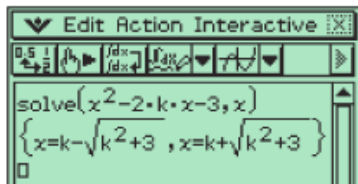
$$x = \frac{-(-2k) \pm \sqrt{(-2k)^2 - 4 \times 1 \times (-3)}}{2 \times 1}$$

$$= \frac{2k \pm \sqrt{4k^2 + 12}}{4}$$

$$= \frac{k \pm \sqrt{k^2 + 3}}{2}$$

Using the Casio ClassPad

To solve the equation $x^2 - 2kx - 3 = 0$ for x , enter and highlight the equation (use VAR on the keyboard to enter the variables). Select **Interactive—Equation/Inequality—solve** and set the variable to x .



Original location: Chapter 4 Example 29 (p.116-117)

© Michael Evans, Kay Lipson, Doug Wallace 2009


See www.technologyinmaths.com.au for conditions of use

Calculating iteration using the ClassPad

Using the Casio ClassPad

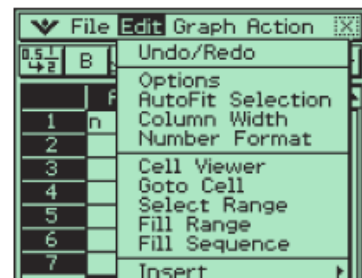
Method 1

Choose a starting value near the positive solution of $x^2 + 3x - 5 = 0$. Let $x_1 = 2$.

In  enter column headings n, x(n), x(n + 1). Enter the numbers 1 to 10 in the n column. Enter the value for x_1 into cell B2. In cell C2 enter the formula $=5/(B2 + 3)$ for x_{n+1} . The formula will appear in the formula bar towards the bottom of the screen as you enter it and the answer will appear in cell C2.

Type the formula =C2 into cell B3 to set the answer to the first iteration as the x_n value for the next iteration.

Click on cell B3 and drag to select cells B3 to B11. Select **Edit—Fill Range** and OK. The formula is copied and the column fills with zeroes as there are no values in cells C3 downwards.



Click on cell C2 and drag to select cells C2 to C11. Select **Edit—Fill Range** and OK to copy the formula.

You can try some other starting points by replacing the x_1 value in cell B2; for example, set $x_1 = -400$ or $x_1 = 200$.

Convergence is always towards the

$$\text{solution } x = \frac{-3 + \sqrt{29}}{2}.$$

 A screenshot of the ClassPad spreadsheet showing the results of the iteration. The spreadsheet has columns A, B, and C. Row 1 contains the headers n, x(n), and x(n+1). Rows 2 through 11 contain the data for each iteration. The values in column B (x(n)) and column C (x(n+1)) converge towards a value around 1.1926.

	A	B	C
1	n	x(n)	x(n+1)
2	1	2	1
3	2	1	1.25
4	3	1.25	1.17647
5	4	1.1765	1.19718
6	5	1.1972	1.19128
7	6	1.1913	1.19295
8	7	1.1930	1.19248
9	8	1.1925	1.19261
10	9	1.1926	1.19257
11	10	1.1926	1.19258

Original location: Chapter 4 (p.121)

© Michael Evans, Kay Lipson, Doug Wallace 2009

See www.technologyinmaths.com.au for conditions of use

Method 2

Another method which can be used to generate the sequence is to enter the first value as variable x . Turn on the keyboard and remember to use x from the VAR menu or from the keyboard.

Enter the formula for x_{n+1} in the next entry line and send its value to x as shown. Press EXE repeatedly, enter the previous value and calculate the next value in the iterative sequence.



Original location: Chapter 4 (p.121)

© Michael Evans, Kay Lipson, Doug Wallace 2009
See www.technologyinmaths.com.au for conditions of use

Example: Solving simultaneous linear and quadratic equations

Find the points of intersection of the line with the equation $y = -2x + 4$ and the parabola with the equation $y = x^2 - 8x + 12$.

Solution

At the point of intersection

$$x^2 - 8x + 12 = -2x + 4$$

$$x^2 - 6x - 8 = 0$$

$$(x - 2)(x - 4) = 0$$

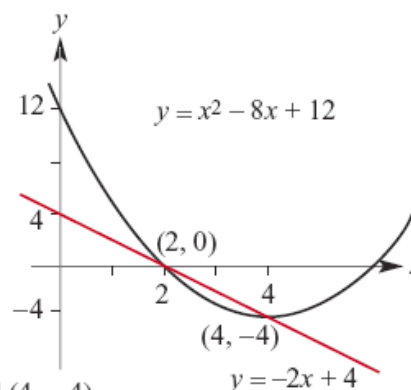
Hence $x = 2$ or $x = 4$

$$\text{When } x = 2, y = -2(2) + 4 = 0$$




$$x = 4, y = -2(4) + 4 = -4$$

Therefore the points of intersection are $(2, 0)$ and $(4, -4)$.

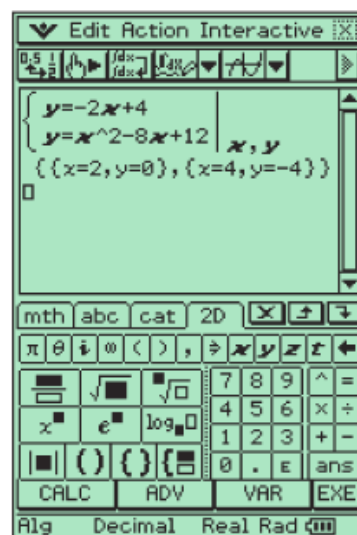
The result can be shown graphically.



Using the Casio ClassPad

In  turn on the keyboard, select 2D (and  at bottom left if necessary), then click the simultaneous equations entry button .

Enter the simultaneous equations $y = -2x + 4$ and $y = x^2 - 8x + 12$ into the two lines and the variables x, y as the variables to be solved.



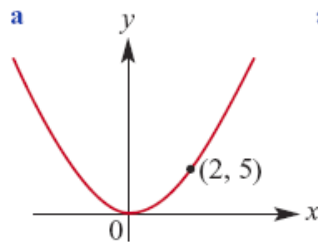
Original location: Chapter 4 Example 35 (p.127-128)

© Michael Evans, Kay Lipson, Doug Wallace 2009

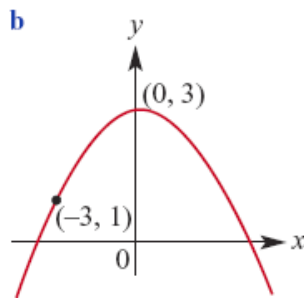
See www.technologyinmaths.com.au for conditions of use

Example: Determining quadratic rules

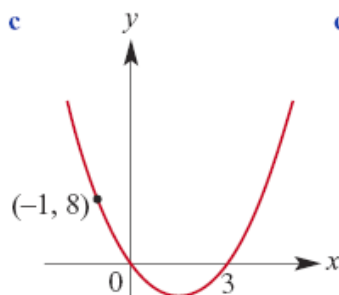
Determine the quadratic rule for each of the following graphs, assuming each is a parabola.

Solution

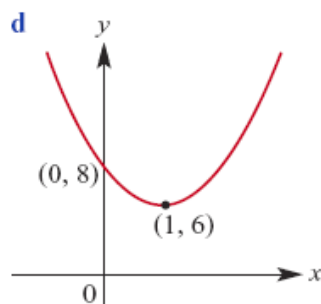
a This is of the form $y = ax^2$
 When $x = 2, y = 5$, thus $5 = 4a$
 Therefore $a = \frac{5}{4}$
 and the rule is $y = \frac{5}{4}x^2$



b This is of the form $y = ax^2 + c$
 For $(0, 3)$ $3 = a(0) + c$
 Therefore $c = 3$
 For $(-3, 1)$ $1 = a(-3)^2 + 3$
 $1 = 9a + 3$
 Therefore $a = -\frac{2}{9}$
 and the rule is $y = -\frac{2}{9}x^2 + 3$



c This is of the form $y = ax(x - 3)$
 For $(-1, 8)$ $8 = -a(-1 - 3)$
 $8 = 4a$
 Therefore $a = 2$
 and the rule is $y = 2x(x - 3)$
 $y = 2x^2 - 6x$

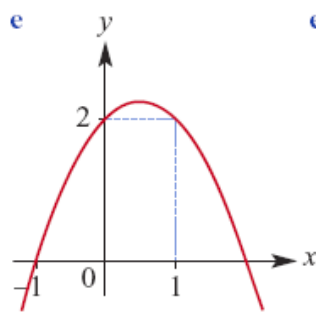


d This is of the form $y = k(x - 1)^2 + 6$
 When $x = 0,$ $y = 8$
 $\therefore 8 = k + 6$
 and $k = 2$
 $\therefore y = 2(x - 1)^2 + 6$
 and the rule is $y = 2(x^2 - 2x + 1) + 6$
 $y = 2x^2 - 4x + 8$

Original location: Chapter 4 Example 37 (p.130-132)

© Michael Evans, Kay Lipson, Doug Wallace 2009

See www.technologyinmaths.com.au for conditions of use



e This is of the form $y = ax^2 + bx + c$

For $(-1, 0)$ $0 = a - b + c$ (1)

For $(0, 2)$ $2 = c$ (2)

For $(1, 2)$ $2 = a + b + c$ (3)

Substitute $c = 2$ in (1) and (3)

$$0 = a - b + 2$$

$$-2 = a - b \quad (1a)$$

$$0 = a + b \quad (3a)$$

Subtract (3a) from (1a)

$$-2 = -2b$$

Therefore $b = 1$

Substitute $b = 1$ and $c = 2$ in (1)

Therefore $0 = a - 1 + 2$

$$0 = a + 1$$

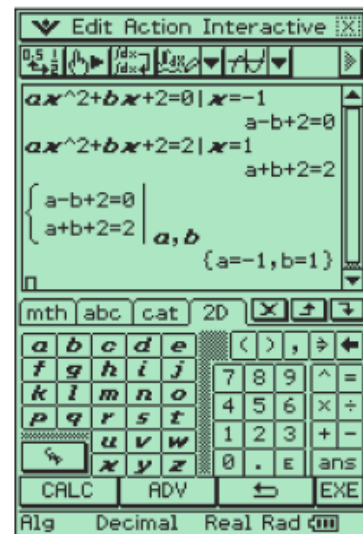
and hence $a = -1$

Thus the quadratic rule is $y = -x^2 + x + 2$

Using the Casio ClassPad

The equation $y = ax^2 + bx + c$ is used to generate equations in a and b . These equations are then solved simultaneously to find a and b .

Note: To generate the equation in a and b when $x = -1$, the $|$ symbol is found by clicking **math** and **OPTN** on the keyboard. Remember to use VAR to enter the variables a and b .



Original location: Chapter 4 Example 37 (p.130-132)

© Michael Evans, Kay Lipson, Doug Wallace 2009

See www.technologyinmaths.com.au for conditions of use